

## Skyline Technical Data

	Standard	Result
Tile size (mm)		228.6 x 1524 mm (09" x 60")
Toatal Thickness (mm)		5.0 mm
Wear Layer Thickness (mm)		0.5 mm
Weight (±50 gr/m2)	EN430	9.04kgs /m 2
Box Quantity		2.79 m 2 / 8 Planks / 23.20 kg
Peeling Strength of Layer	EN431	Pass
Impact sound reduction	ISO 717-2;2013	L <sub>nT,w</sub> 49
Dimension stability	EN434	0.10%
Colour fastness to light	ISO 105 B02	≥ Grade 6
Static indentation	EN433	≤ 0.1 mm
Embossing	Regular/Deep	
Flexibility	EN435	Pass
Abrasion resistance	EN660-2	Class T
Castor chair resistance	EN425	Pass
Slip resistance	AS 4586-2013	P3/R10
Fire rating	AS. ISO 9239.1 2003	Pass
Usage category	EN685	23/42
Resistance to chemical	EN423	Pass
Electrostatic properties	EN1815	<2kv
Surface treatment		PUR
UL Environmental	UL 82386-4230	NSF/ANSI 332 - 2011 Silver - Sustainability Assessment for Resilient Floor Coverings
Environmental	Floor score (SCS-ECI0.3-2014 v3.0)	Indoor Air Quality Certified; low VOC emissions
Adhesive	ISO 9001 : 2008	
Quality Control Mgmt		
Environmental Mgmt	ISO 14001 : 2004	



For more information ☎ 07 3488 8115

Email [info@decoline.com.au](mailto:info@decoline.com.au)

Visit [www.decoline.com.au](http://www.decoline.com.au)

**FIELD IMPACT SOUND INSULATION - TEST CERTIFICATE**

Test 3 of 3

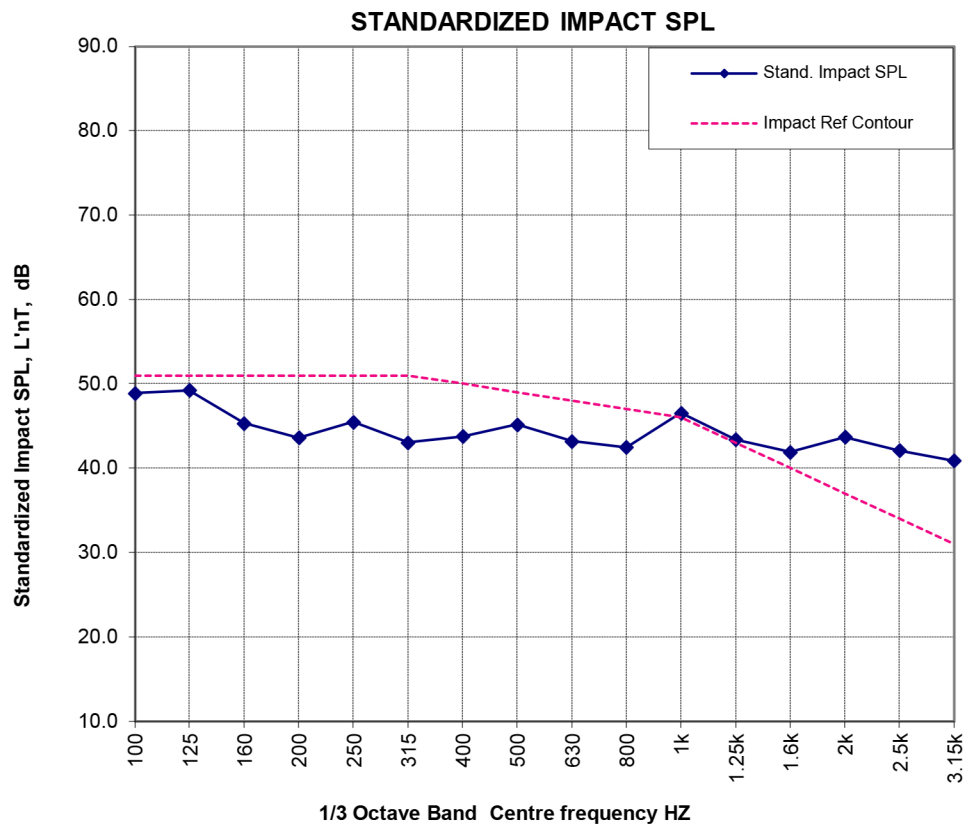
**Skyline Luxury Vinyl Flooring sample**

<b>PROJECT:</b>	PN4921 U706 The Hudson, 50 Hudson Rd, Albion LNT	<b>Meas. Date:</b>	15-May-2020
<b>Test Location:</b>	Level 7 U706 Living Area to Level 6 U606 Living Area	<b>Meas. Parameter:</b>	LLeq
<b>Test Surface:</b>	Skyline Luxury Vinyl Flooring sample	<b>Tapping Machine:</b>	Look Line EM50
<b>Client:</b>	Decoline	<b>Receiving Room Volume:</b>	52 m <sup>3</sup>
<b>Test Performed:</b>	Hasitha Gallage		

<b>DESCRIPTION OF FLOOR AND SPECIMEN</b>		<b>No. of Source posn:</b>	2
<b>Unit:</b>	Skyline Luxury Vinyl Flooring sample	<b>Mic. posn:</b>	2 sweeps
<b>Product:</b>		<b>RT meas:</b>	5 Imp.
<b>Adhesive:</b>	Loose laid	<b>SLM:</b>	Nor 140
<b>Ceiling:</b>	Plasterboard		
<b>Slab:</b>	200mm thick Concrete		

<b>Weighted Standardized Impact SPL</b>	<b>L'nT,w</b>	<b>49</b>	ISO 16283-2:2015 & 717-2:2013
Results standardized to a RT of 0.5 seconds			
<b>Impact Insulation Class</b>	<b>FIIC</b>	<b>56</b>	ASTM E1007-97 & E989-89

Centre Frequency Hz	Stand. Impact SPL dB	Impact Ref Contour dB	Deficiencies dB
100	48.9	51	
125	49.3	51	
160	45.3	51	
200	43.6	51	
250	45.4	51	
315	43.0	51	
400	43.7	50	
500	45.2	49	
630	43.2	48	
800	42.4	47	
1k	46.5	46	0.5
1.25k	43.4	43	0.4
1.6k	41.9	40	1.9
2k	43.7	37	6.7
2.5k	42.1	34	8.1
3.15k	40.9	31	9.9
<b>Total</b>			



L'nT,w	49	27.3
--------	----	------

**FIELD IMPACT INSULATION TESTS**

**SKYLINE LUXURY VINYL FLOORING SAMPLES  
U706 THE HUDSON, 50 HUDSON RD, ALBION**



**TEST REPORT**

<b>Commissioned by:</b>	Decoline
<b>Date:</b>	18 May 2020
<b>Project number:</b>	4921 -1
<b>Version:</b>	V.0
<b>Author:</b>	Hasitha Gallage

DOCUMENT INFORMATION				
<b>Author:</b> Hasitha Gallage		<b>Approved by:</b> Roger Hawkins		
<b>Date:</b> 18 May 2020		<b>Date:</b> 18 May 2020		
VERSION HISTORY				
Version	Description	Date	Author	Approved by
V.0	Final	18-05-2020	Hasitha Gallage	Roger Hawkins
V.1				
DOCUMENT DISTRIBUTION				
Copy	Name/Company	Hard Copy	Electronic Copy	
01	Decoline	<input type="checkbox"/>	<input checked="" type="checkbox"/>	
02		<input type="checkbox"/>	<input type="checkbox"/>	
03		<input type="checkbox"/>	<input type="checkbox"/>	
04		<input type="checkbox"/>	<input type="checkbox"/>	
05		<input type="checkbox"/>	<input type="checkbox"/>	

**TITLE** Field Impact Insulation Tests  
Skyline Luxury Vinyl Flooring samples  
U706 The Hudson, 50 Hudson Rd, Albion,  
QLD 4010  
Test Report

**TESTS BY** Hasitha Gallage  
Acoustic Engineer - Palmer Acoustics (Australia) Pty Ltd

**REPORT DATE** 18 May 2020

**TEST DATE** 15 May 2020

**TEST LOCATION** Level 7 Unit 706 Living Area  
to Level 6 Unit 606 Living Area

**FOR** Decoline

CONTENTS

1.0 INTRODUCTION..... 1

2.0 EQUIPMENT AND PROCEDURES..... 1

2.1 Measurement Procedures..... 1

2.2 Instrumentation ..... 1

3.0 DESCRIPTION OF ROOMS..... 2

4.0 RESULTS ..... 2

APPENDIX A..... 3

APPENDIX B ..... 6

APPENDIX C..... 8

## 1.0 INTRODUCTION

Palmer Acoustics have been engaged by Decolinc to perform field impact insulation tests at U706 The Hudson, 50 Hudson Rd, Albion. The tests were conducted on the Skyline Luxury Vinyl Flooring samples installed in the living area of Unit 706 on level 7. The measurements were conducted in living area of Unit 606 on level 6 – directly beneath the living area of Unit 706. Floor systems tested:

- Test 1: Bare Concrete Slab
- Test 2: Skyline Luxury Vinyl Flooring sample + 3mm Rubber underlay
- Test 3: Skyline Luxury Vinyl Flooring sample

## 2.0 EQUIPMENT AND PROCEDURES

### 2.1 Measurement Procedures

Testing was conducted in conformance with ISO 16283-2:2015 “Field measurement of impact sound insulation of floors”. The evaluation of the results, to derive the single figure  $L'_{nT,w}$  rating, was conducted to ISO 717-2 2013 “Rating of insulation in buildings and of building elements – Part 2 Impact Sound Insulation”.

The Skyline Luxury Vinyl Flooring samples installed in the living area of Unit 706 were tapped in two (2) different orientations with the receiving space’s sound measurements averaged over 2 x 30 seconds periods - per test position.

Ambient sound levels were measured before the testing with the results included in the assessment as per standard.

Receiving room reverberation measurements were performed, utilising RT Software in the Norsonics 140 analyser, at five (5) locations throughout the space, with the results arithmetically averaged.

### 2.2 Instrumentation

The following instruments were used in the evaluation.

- Norsonics 140 Sound level meter (serial number 1403252)
- Look Line tapping machine EM50 (serial number TM.14031)
- B & K 4230 Calibrator #3 (serial number 1638750)

The sound level measuring equipment was field calibrated before and after each measurement session and was found to be within 0.2dB of the reference signal. All instrumentation used in this assessment holds a current calibration certificate from a certified NATA calibration laboratory.

### 3.0 DESCRIPTION OF ROOMS

All windows and doors were closed in the source room and receiving room.


**Concrete slab: 200mm thick**

**Transmitting Room (living area of Unit 706 on level 7)**

Test Floor: Skyline Luxury Vinyl Flooring samples;  
Adhesive: Loose laid;  
Walls: Plasterboard;  
Enclosure: All doors and windows were closed;  
Room Finish: Furnished;

**Receiving Room (living area of Unit 606 on level 6)**

Ceiling: Plasterboard;  
Floor: Carpet & Tile;  
Walls: Plasterboard and Ceramic tiles;  
Enclosure: All doors and windows were closed;  
Room Finish: Furnished;



**Figure 1:** Testing on the (a) Skyline Luxury Vinyl Flooring sample + 3mm Rubber underlay, and (b) Luxury Vinyl Flooring installed in the living area of Unit 706

### 4.0 RESULTS

Our tests gave the following results:

**Table 1:** Test Result Summary – Floor impact tests

Test System	L'nT,w	FIIC
Test 1: Bare Concrete Slab	57	43
Test 2: Skyline Luxury Vinyl Flooring sample + 3mm Rubber underlay	40	67
Test 3: Skyline Luxury Vinyl Flooring sample	49	56

L'nT,w term is used in the Building Code of Australia (BCA), see also Appendix A. It should be noted that L'nT,w is a weighted room noise level and that a lower number represents better performance.

FIIC is an ASTM term which represents a floor/ceiling assembly's ability to resist the transmission of impact noise. A higher value represents greater performance.

## 5.0 NOTES

- In our experience, test samples are similar in performance to a fully laid floor  $\pm 2$ dB.
- To ensure that the maximum rating is achieved the impact layer must be laid strictly in accordance with manufacturer's recommended procedures.

Author:



**HASITHA GALLAGE** PhD, BSc Eng(Hons)  
Engineer

Approved by:



**ROGER HAWKINS** RPEQ 6022  
Senior Engineer

## APPENDIX A

### GLOSSARY

#### IMPACT MEASUREMENT AND ASSESSMENT DESCRIPTORS

- $L_{Aeq,T}$  – Time average A-weighted sound pressure level is the average energy equivalent level of the A Weighted sound over a period "T".
- $L_{Aeq}$  – Equivalent Continuous Noise Level. The noise level in dB(A) which if present for the entire measurement period would produce the same sound energy to be received as was actually received as a result of a signal which varied with time. Normally abbreviated to "Leq" or "LAeq", often followed by a specification of the time period (such as 1 hour or 8 hours) indicating the period of time to which the measured value has been normalized;
- $L'_{nT,w}$  – Weighted Standardised impact sound pressure level; a measurement of impact sound transmission between rooms. Lower values denote better performance. The single figure measure is derived by adapting a standard response curve to measured 1/3 octave band sound pressure levels. Measured results are adjusted based upon a reverberation time of 0.5 sec in receiving room. Normally derived from a field test.
- $L'_{n,w}$  – Weighted Normalized impact sound pressure level; a laboratory measurement of impact sound transmission between rooms. Lower values denote better performance. The single figure measure is derived by adapting a standard response curve to measured 1/3 octave band sound pressure level measurements. Measured results are adjusted based on the absorption of 10m<sup>2</sup> in the receiving room. Normally derived from a laboratory test.
- $C_I$  – A spectrum adaptation term compensating for the effect of floor coverings when applied to bare floors under test. The usually negative value, in decibels, is added to the single-number quantity,  $L'_{nw}$  or  $L'_{nTw}$ .
- **Field Impact Insulation Class (FIIC)** – a single-number rating derived from measured values of normalized one-third octave band impact sound pressure levels in accordance with Eq 4 and the reference contours in Classification E 989. It provides an estimate of the sound insulating performance of a floor-ceiling assembly and associated support structures under tapping machine excitation.
- **Impact Insulation Class (IIC)** – This classification covers the determination of a single-figure rating that can be used for comparing floor-ceiling assemblies for general building design purposes.
- **Impact Sound Pressure Level (L)** – the average sound pressure level in a specified frequency band produced in the receiving room by the operation of the standard tapping machine on the floor assembly, averaged over each of the specified machine positions.
- $L'_{nT}$  – **Standardised Impact Sound Pressure Level** – the impact sound pressure level standardised to room with a reference reverberation time of 0.5 seconds.

- *L'<sub>n</sub>* – *Normalized Impact Sound Pressure Level* – the impact sound pressure level normalized to reference absorption area of 10 metric sabins (108 sabins).
- *Receiving Room* – a room below or adjacent to the floor specimen under test in which the impact sound pressure levels are measured.
- *Source Room* – the room containing the tapping machine.

#### STANDARDS

- *ISO 16283 – 2*  
Acoustics – Field measurement of sound insulation in buildings and of building elements – Part 7: Default procedure for sound pressure level measurement
- *ISO 717 – 2*  
Acoustics – Rating of sound insulation in building and of building elements – Part 2: Impact sound insulation
- *ASTM Classification E 1007 – 97*  
Standard Test Method for Field Measurement of Tapping Machine Impact Sound Transmission Through Floor-Ceiling Assemblies and Associated Support Structures
- *ASTM Classification E 989 – 89*  
Standard Classification for Determination of Impact Insulation Class (IIC)

## APPENDIX B

### CALCULATION METHODOLOGY - $L'_{nT,w}$

#### **Standardized impact sound pressure level – ISO 16283-2:2015**

$$L'_{nT} = L_i - 10 \log \left( \frac{T}{T_0} \right)$$

$L'_{nT}$  is the standardized impact sound pressure level;

$L_i$  is the impact sound pressure level;

$T$  is the reverberation time in the receiving room;

$T_0$  is the reference reverberation time in the receiving room; for dwellings,  $T_0 = 0.5$  s.

#### **Method of comparison – ISO 717-2:2013**

To evaluate the results of a measurement of  $L'_{nT}$  in one-third-octave bands, the reference curve is shifted in increments of 1 dB towards the  $L'_{nT}$  curve until the sum of unfavourable deviations is as large as possible but not more than 32.0 dB.

An unfavourable deviation at a particular frequency occurs when the results of measurements exceed the reference value. Only the unfavourable deviations are taken into account.

The value, in decibels, of the reference curve at 500 Hz, after shifting in accordance with this procedure is  $L'_{nT,w}$ .

#### **Correction to the signal level for background noise – ISO 16283-2:2015**

If  $(L_{sb} - L_b) > 10$ , then  $L = L_{sb}$

If  $10 > (L_{sb} - L_b) > 6$ , then  $L = 10 \log \left( 10^{\frac{L_{sb}}{10}} - 10^{\frac{L_b}{10}} \right)$

If  $6 > (L_{sb} - L_b)$ , then  $L = L_{sb} - 1.3$

$L$  is the adjusted signal level, in decibels;

$L_{sb}$  is the level of signal and background noise combined, in decibels;

$L_b$  is the background noise level, in decibels.

## CALCULATION METHODOLOGY – FIIC

### **Correction to the signal level for background noise – ASTM E 1007 - 97**

If  $(L_{sb} - L_b) > 10$ , then  $L_s = L_{sb}$

If  $10 > (L_{sb} - L_b) > 5$ , then  $L_s = 10 \log \left( 10^{\frac{L_{sb}}{10}} - 10^{\frac{L_b}{10}} \right)$

If  $5 > (L_{sb} - L_b)$ , then  $L_s = L_{sb} - 2$

$L_s$  is the adjusted signal level, in decibels;

$L_{sb}$  is the level of signal and background noise combined, in decibels;

$L_b$  is the background noise level, in decibels.

### **Normalized impact sound pressure level – ASTM E 1007 - 97**

$$L_n = L_p - 10 \log \left( \frac{A_0}{A_2} \right)$$

$$A_2 = 0.921 \left( \frac{Vd}{c} \right)$$

$L_n$  = normalized impact sound pressure level;

$L_p$  = average one-third octave band sound pressure level;

$A_2$  = equivalent sound absorption area of the room, in m<sup>2</sup>;

$A_0$  = reference sound absorption area of the room,  $A_0 = 10$  m<sup>2</sup>;

$V$  = volume of the room, in m<sup>3</sup>;

$d$  = rate of decay of sound pressure level in the room, in dB/s ( $d = 60/T$ ,  $T$  = reverberation time);

$c$  = speed of the sound in air, in m/s ( $c = 20.047\sqrt{273.15 + t}$ ,  $t$  = receiving room's temperature).

### **Determination of Impact Insulation Class – ASTM E 989 - 1999**

To determine the impact insulation class (IIC) of a floor-ceiling assembly, the reference IIC contour is shifted vertically relative to the normalised impact sound pressure levels until the following conditions are fulfilled:

- The sum of the deviations above the contour do not exceed 32 dB
- The maximum deviation at a single test frequency do not exceed 8 dB

The normalised sound pressure level at the intersection of the contour and 500 Hz ordinate is subtracted from 110 to obtain the impact insulation class.

## APPENDIX C

Test certificates (3)

**FIELD IMPACT SOUND INSULATION - TEST CERTIFICATE**

Test 1 of 3

**Bare Concrete Slab**

<b>PROJECT:</b>	PN4921 U706 The Hudson, 50 Hudson Rd, Albion LNT	<b>Meas. Date:</b>	15-May-2020
<b>Test Location:</b>	Level 7 U706 Living Area to Level 6 U606 Living Area	<b>Meas. Parameter:</b>	LLeq
<b>Test Surface:</b>	Bare Concrete Slab	<b>Tapping Machine:</b>	Look Line EM50
<b>Client:</b>	Decoline	<b>Receiving Room Volume:</b>	52 m <sup>3</sup>
<b>Test Performed:</b>	Hasitha Gallage		

**DESCRIPTION OF FLOOR AND SPECIMEN**

<b>Unit:</b>	Bare Concrete Slab	<b>No. of Source posn:</b>	2
<b>Product:</b>		<b>Mic. posn:</b>	2 sweeps
<b>Adhesive:</b>		<b>RT meas:</b>	5 Imp.
<b>Ceiling:</b>	Plasterboard	<b>SLM:</b>	Nor 140
<b>Slab:</b>	200mm thick Concrete		

**Weighted Standardized Impact SPL**

**L'nT,w**

**57**

ISO 16283-2:2015 & 717-2:2013

Results standardized to a RT of 0.5 seconds

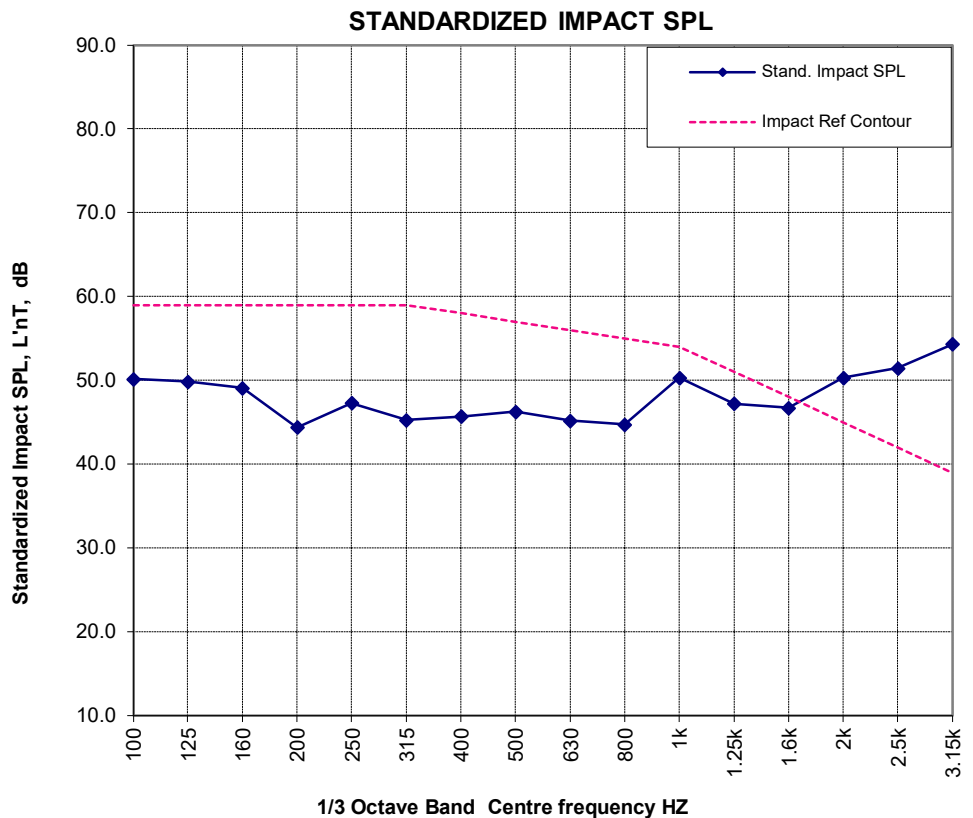
**Impact Insulation Class**

**FIIC**

**43**

ASTM E1007-97 & E989-89

Centre Frequency Hz	Stand. Impact SPL dB	Impact Ref Contour dB	Deficiencies dB
100	50.1	59	
125	49.8	59	
160	49.1	59	
200	44.4	59	
250	47.3	59	
315	45.3	59	
400	45.7	58	
500	46.2	57	
630	45.2	56	
800	44.7	55	
1k	50.3	54	
1.25k	47.2	51	
1.6k	46.7	48	
2k	50.3	45	5.3
2.5k	51.4	42	9.4
3.15k	54.3	39	15.3
<b>Total</b>			



L'nT,w 57 30.1

**FIELD IMPACT SOUND INSULATION - TEST CERTIFICATE**

Test 2 of 3

**Skyline Luxury Vinyl Flooring sample**

**3mm Rubber underlay**

<b>PROJECT:</b>	PN4921 U706 The Hudson, 50 Hudson Rd, Albion LNT	<b>Meas. Date:</b>	15-May-2020
<b>Test Location:</b>	Level 7 U706 Living Area to Level 6 U606 Living Area	<b>Meas. Parameter:</b>	LLeq
<b>Test Surface:</b>	Skyline Luxury Vinyl Flooring sample	<b>Tapping Machine:</b>	Look Line EM50
<b>Client:</b>	Decoline	<b>Receiving Room Volume:</b>	52 m <sup>3</sup>
<b>Test Performed:</b>	Hasitha Gallage		

**DESCRIPTION OF FLOOR AND SPECIMEN**

<b>Unit:</b>	Skyline Luxury Vinyl Flooring sample	<b>No. of Source posn:</b>	2
<b>Product:</b>	3mm Rubber underlay	<b>Mic. posn:</b>	2 sweeps
<b>Adhesive:</b>	Loose laid	<b>RT meas:</b>	5 Imp.
<b>Ceiling:</b>	Plasterboard	<b>SLM:</b>	Nor 140
<b>Slab:</b>	200mm thick Concrete		

**Weighted Standardized Impact SPL**

Results standardized to a RT of 0.5 seconds

**L'nT,w**

**40**

ISO 16283-2:2015 & 717-2:2013

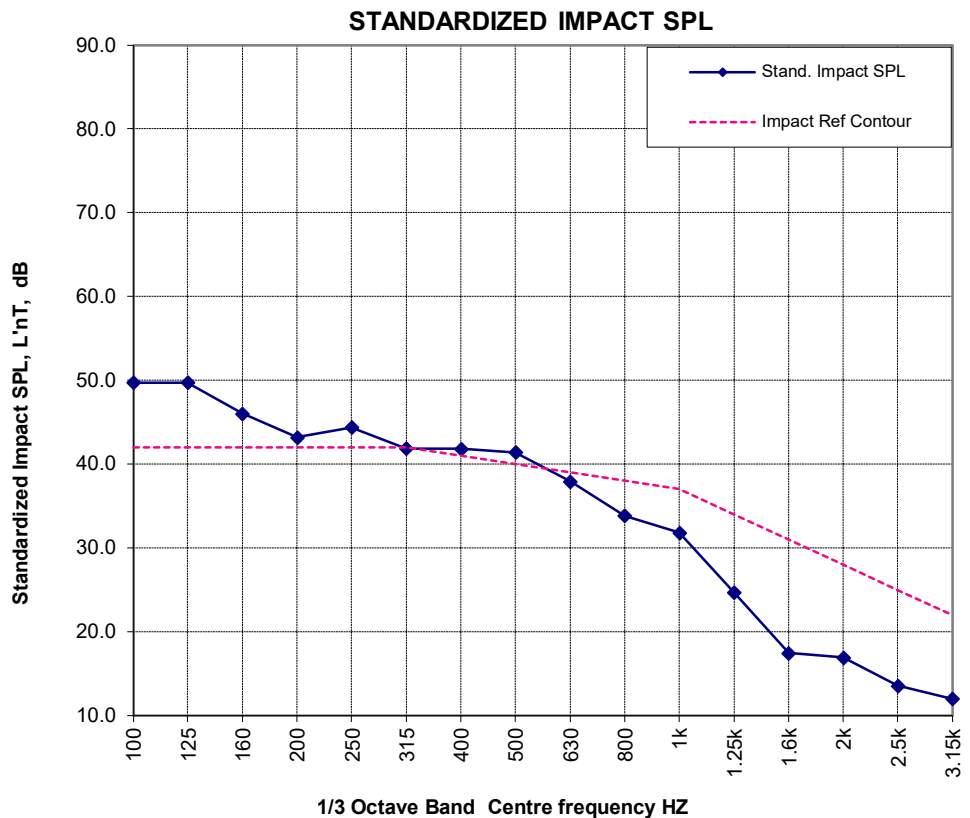
Impact Insulation Class

**FIIC**

**67**

ASTM E1007-97 & E989-89

Centre Frequency Hz	Stand. Impact SPL dB	Impact Ref Contour dB	Deficiencies dB
100	49.7	42	7.7
125	49.8	42	7.8
160	46.0	42	4.0
200	43.2	42	1.2
250	44.4	42	2.4
315	41.9	42	0.8
400	41.8	41	0.8
500	41.4	40	1.4
630	37.9	39	0.8
800	33.8	38	0.8
1k	31.8	37	0.8
1.25k	24.7	34	1.0
1.6k	17.5	31	1.4
2k	16.9	28	1.1
2.5k	<	25	>
3.15k	<	22	>
<b>Total</b>			<b>25.4</b>



L'nT,w 40 25.4

**FIELD IMPACT SOUND INSULATION - TEST CERTIFICATE**

Test 3 of 3

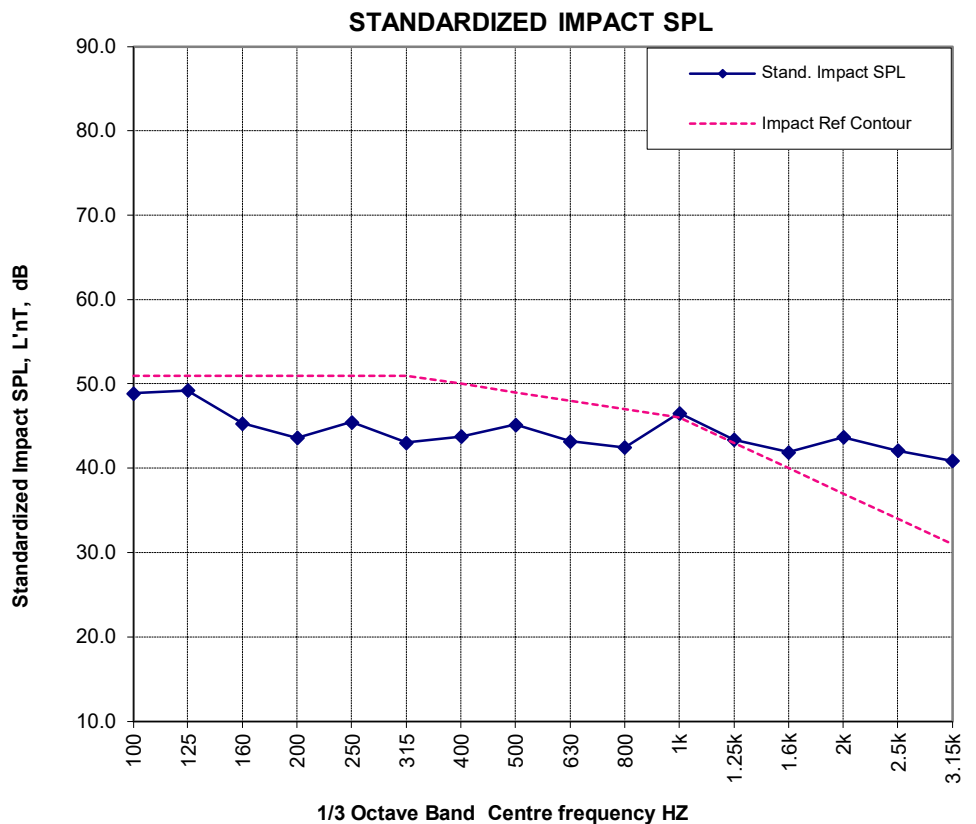
**Skyline Luxury Vinyl Flooring sample**

**PROJECT:** PN4921 U706 The Hudson, 50 Hudson Rd, Albion LNT **Meas. Date:** 15-May-2020  
**Test Location:** Level 7 U706 Living Area to Level 6 U606 Living Area **Meas. Parameter:** LLeq  
**Test Surface:** Skyline Luxury Vinyl Flooring sample **Tapping Machine:** Look Line EM50  
**Client:** Decoline **Receiving Room Volume:** 52 m<sup>3</sup>  
**Test Performed:** Hasitha Gallage

**DESCRIPTION OF FLOOR AND SPECIMEN** **No. of Source posn:** 2  
**Unit:** Skyline Luxury Vinyl Flooring sample **Mic. posn:** 2 sweeps  
**Product:** **RT meas:** 5 Imp.  
**Adhesive:** Loose laid **SLM:** Nor 140  
**Ceiling:** Plasterboard  
**Slab:** 200mm thick Concrete

<b>Weighted Standardized Impact SPL</b>	<b>L'nT,w</b>	<b>49</b>	ISO 16283-2:2015 & 717-2:2013
Results standardized to a RT of 0.5 seconds			
<b>Impact Insulation Class</b>	<b>FIIC</b>	<b>56</b>	ASTM E1007-97 & E989-89

Centre Frequency	Stand. Impact SPL	Impact Ref Contour	Deficiencies
Hz	dB	dB	dB
100	48.9	51	
125	49.3	51	
160	45.3	51	
200	43.6	51	
250	45.4	51	
315	43.0	51	
400	43.7	50	
500	45.2	49	
630	43.2	48	
800	42.4	47	
1k	46.5	46	0.5
1.25k	43.4	43	0.4
1.6k	41.9	40	1.9
2k	43.7	37	6.7
2.5k	42.1	34	8.1
3.15k	40.9	31	9.9
<b>Total</b>			



L'nT,w 49 27.3

# AWTA PRODUCT TESTING

Australian Wool Testing Authority Ltd - trading as AWTA Product Testing

A.B.N 43 006 014 106

1st Floor, 191 Racecourse Road, Flemington, Victoria 3031

P.O Box 240, North Melbourne, Victoria 3051

Phone (03) 9371 2400 Fax (03) 9371 2499

## TEST REPORT

**Client :** Decoline Pty Ltd  
3/3363-3365 Pacific Hwy  
Slacks Creek QLD 4127

**Test Number :** 18-003944  
**Issue Date :** 9/08/2018  
**Print Date :** 9/08/2018

**Sample Description** Clients Ref : "Skyline Long Plank"  
PVC Flexible Floor Panels  
Colour : Lt Brown timber effect  
End Use : Flooring  
Nominal Composition : PVC  
Nominal Mass per Unit Area/Density : 9044g/m2  
Nominal Thickness : 5mm

### AS/ISO 9239.1-2003

#### Reaction to Fire Tests for Floorings. Determination of the Burning Behaviour using a Radiant Heat Source

Date of Sample Arrival 11/07/2018

Date Tested 08/08/2018

CHF Value	1	2	3	Mean
Length	6.2	-	-	- kW/m <sup>2</sup>
Width	6.2	6.2	6.2	6.2 kW/m <sup>2</sup>

Smoke Value	1	2	3	Mean
Length	227	-	-	- %min
Width	232	174	241	216 %min

Blistering Yes

Penetration of flame through to substrate Yes

138581

29177

Page 1 of 2

© Australian Wool testing Authority Ltd  
Copyright - All Rights Reserved



Accredited for compliance with ISO/IEC 17025 - Testing

- Chemical Testing  
- Mechanical Testing  
- Performance & Approvals Testing

: Accreditation No. 983  
: Accreditation No. 985  
: Accreditation No. 1356

Samples and their identifying descriptions have been provided by the client unless otherwise stated. AWTA Ltd makes no warranty, implied or otherwise, as to the source of the tested samples. The above test results relate only to the sample or samples tested. This document shall not be reproduced except in full and shall be rendered void if amended or altered. This document, the names AWTA Product Testing and AWTA Ltd may be used in advertising providing the content and format of the advertisement have been approved by the Managing Director of AWTA Ltd.



APPROVED SIGNATORY

MICHAEL A. JACKSON B.Sc. (Hons)  
MANAGING DIRECTOR

# AWTA PRODUCT TESTING

Australian Wool Testing Authority Ltd - trading as AWTA Product Testing

A.B.N 43 006 014 106

1st Floor, 191 Racecourse Road, Flemington, Victoria 3031

P.O Box 240, North Melbourne, Victoria 3051

Phone (03) 9371 2400 Fax (03) 9371 2499

## TEST REPORT

**Client :** Decoline Pty Ltd  
3/3363-3365 Pacific Hwy  
Slacks Creek QLD 4127

**Test Number :** 18-003944  
**Issue Date :** 9/08/2018  
**Print Date :** 9/08/2018

The test results relate to the behaviour of the test specimens of a product under the particular conditions of the test, they are not intended to be sole criterion for assessing the potential fire hazard of the product in use.

Sample was conditioned in accordance with BSEN 13238:2010 at a temperature of  $23\pm 2^{\circ}\text{C}$  and relative humidity of  $50\pm 5\%$  for a minimum of 48 hours prior to testing.

Each specimen was adhered to a substrate of 6mm thick fibre reinforced cement board using Roberts 656 adhesive and clamped prior to testing.

HF30 not reported as flame out time occurred before 30 minutes.

138581

29177

Page 2 of 2

© Australian Wool testing Authority Ltd  
Copyright - All Rights Reserved



Accredited for compliance with ISO/IEC 17025 - Testing

- Chemical Testing  
- Mechanical Testing  
- Performance & Approvals Testing

: Accreditation No. 983  
: Accreditation No. 985  
: Accreditation No. 1356

Samples and their identifying descriptions have been provided by the client unless otherwise stated. AWTA Ltd makes no warranty, implied or otherwise, as to the source of the tested samples. The above test results relate only to the sample or samples tested. This document shall not be reproduced except in full and shall be rendered void if amended or altered. This document, the names AWTA Product Testing and AWTA Ltd may be used in advertising providing the content and format of the advertisement have been approved by the Managing Director of AWTA Ltd.



APPROVED SIGNATORY

MICHAEL A. JACKSON B.Sc.(Hons)  
MANAGING DIRECTOR



# Infrastructure Technologies

Gate 5, 2 Normanby Road Clayton VIC 3168, Australia

Telephone: 61 3 9545 2777 Web: <http://www.csiro.au>

Registered Testing Authority - CSIRO

29 August 2018

Our Ref. EN13 / 2582 03/0212

## TEST REPORT No. 8146

Requested by: Decoline Pty Ltd  
3/3363-3365 Pacific Highway  
Slacks Creek,  
QLD 4127

on (date): 21 July 2018

Manufacturer:  
Product Desc.: SkyLine Long Plank

Sampling details:  
Where: At customer premises  
Date: 24 August 2018  
By whom: Customer (delivered by courier)  
How (methods): N/A

The results reported relate only to the sample(s) tested and the information received. No responsibility is taken for the accuracy of the sampling unless it is done under our own supervision. CSIRO cannot accept responsibility for deviations in the manufactured quality and performance of the product. While CSIRO takes care in preparing the reports it provides to clients, it does not warrant that the information in this particular report will be free of errors or omissions or that it will be suitable for the client's purposes. CSIRO will not be responsible for the results of any actions taken by the client or any other person on the basis of the information contained in the report or any opinions expressed in it. The reproduction of this test report is only authorised in the form of a complete photographic facsimile. Our written approval is necessary for any partial reproduction.

This test report consists of 4 pages

### SUMMARY OF SLIP RESISTANCE TESTS PERFORMED:

		Result	Class
AS 4586:2013 (Amendment No. 1)	Slip resistance classification of new pedestrian surface materials, Appendix D: OIL-WET INCLINING PLATFORM TEST METHOD Corrected mean overall acceptance angle:	10°	R 10

In order to interpret the classifications, please refer to Standards Australia Handbook 198, An Introductory Guide to the Slip Resistance of Pedestrian Surface Materials, which recommends minimum classifications for a wide variety of locations.

It is important to realise that test results obtained on unused factory-fresh samples may not be directly applicable in service, where proprietary surface coatings, contamination, wear and subsequent cleaning all influence the behaviour of the pedestrian surface.



# Infrastructure Technologies

Gate 5, 2 Normanby Road Clayton VIC 3168, Australia

Telephone: 61 3 9545 2777 Web: <http://www.csiro.au>

REPORT NO: 8146  
ISSUE DATE: 29 August 2018  
MANUFACTURER:  
PRODUCT DESC: SkyLine Long Plank

Page 2 of 4

## PHOTOS:



Top view



Close up



REPORT NO: 8146  
ISSUE DATE: 29 August 2018  
MANUFACTURER:  
PRODUCT DESC: SkyLine Long Plank

Page 3 of 4

**SLIP RESISTANCE CLASSIFICATION OF NEW PEDESTRIAN SURFACE MATERIALS**

**OIL-WET INCLINING PLATFORM TEST METHOD**

TEST CARRIED OUT IN ACCORDANCE WITH  
AS 4586:2013 (Appendix D) (Amendment No. 1)

Test Date: 24 August 2018

Location: Slip Resistance Laboratory Test conducted by: KH, AG

Sample Unfixed

Joint width: 0 mm

Surface structure:  Smooth  
 Profiled  
 Structured

**RESULTS**

Corrected mean overall acceptance angle: 10 °

Displacement space: not tested

**CLASSIFICATION:** Slip Resistance Assessment Group:

**R 10**

Displacement Space Assessment Group:

-

Test shoe used: Leipzig V73-SP



## Infrastructure Technologies

Gate 5, 2 Normanby Road Clayton VIC 3168, Australia

Telephone: 61 3 9545 2777 Web: <http://www.csiro.au>

---

REPORT NO: 8146  
ISSUE DATE: 29 August 2018  
MANUFACTURER:  
PRODUCT DESC: SkyLine Long Plank

Page 4 of 4

---

Date and Place 29 August 2018, Clayton, Vic

Name, Title and Digital Signature:

A digital signature in black ink, appearing to be "Khanh Ho", written over a faint, circular watermark of the CSIRO logo.

**KHANH HO**  
**Technical Officer**  
Tel: 61 3 95452777  
Email: [Khanh.Ho@csiro.au](mailto:Khanh.Ho@csiro.au)